

### Important notice

Newly implemented European **General Data Protection Regulations** (GDPR) mean that hyperlinks in my tutorials to files previously downloadable from this site will cause type 404 errors. The links have been disabled and all tutorials are currently being rewritten to redirect users to the appropriate page at the UK Data Service (UKDS).

Data safeguarding requirements mean that **no actual data can be uploaded to this site** from the British Social Attitudes Survey (BSAS).

Instead users must check the [series list of available files](#) and click the [Access](#) link to request downloads of individual source files direct from UKDS.

From October 2018, users wishing to download and use data from the British Social Attitudes Survey (BSAS) must

- 1: **have** (or open) **an account** at UKDS
- 2: **be registered for use of BSAS data**
- 3: **be logged in** to their UKDS account

**Tutorials are still accessible, but are currently being re-written without links to data files. Clicking on such links will generate a 404 error. The actual data files have been removed, but a zero cases file is available which can make them compatible before combining any two or more.**

### Page Contents

- 2 [Logging in to UKDS](#)
- 4 [Depositor Authorisation](#)
- 5 [Downloading the selected data sets](#)
- 7 [Extracting the downloaded files](#)
- 10 [Extracting the contents of the \\*.zip files](#)
- 14 [Appendix: Index to BSAS files 1983 to 2016](#)

What follows is a demonstration work-through of the author's experience in:

- 1: Locating a previously existing project
- 2: Assigning data sets to the project from the British Social Attitudes Survey <sup>1</sup>
- 3: Downloading \*.zip folders containing data and documentation deposited by SCPR/Natcen <sup>2</sup>
- 4: Extracting the SPSS saved files

It is intended as a supplement to, not a replacement for, the UKDS guide. Hopefully it will help users navigate the new system.

<sup>1</sup> See author's pages [British Social Attitudes Survey](#) and [British Social Attitudes: Exploring the SPSS files](#)

<sup>2</sup> Social and Community Planning Research (now [National Centre for Social Research](#))

At the beginning of October 2018, the beta version of a new website for the [UK Data Service](#) (UKDS) was launched. It experienced a few initial technical problems (for which UKDS immediately apologised) but feedback from users is now needed to evaluate and improve the new system.

All previous accounts and projects are still there, but, because of new General Data Protection Regulations (GDPR) all data sets previously assigned to a project now need individual Depositor Approval before they can be accessed and downloaded. This process can be extremely time-consuming and occasionally confusing.

Even getting as far as this took the author more than two days.

### Logging in to UKDS



**New users** first need to register using the [Registration](#) link.

**Existing users**<sup>3</sup> need to log in (sometimes more than once if the session is terminated without warning in the middle of a search or download).

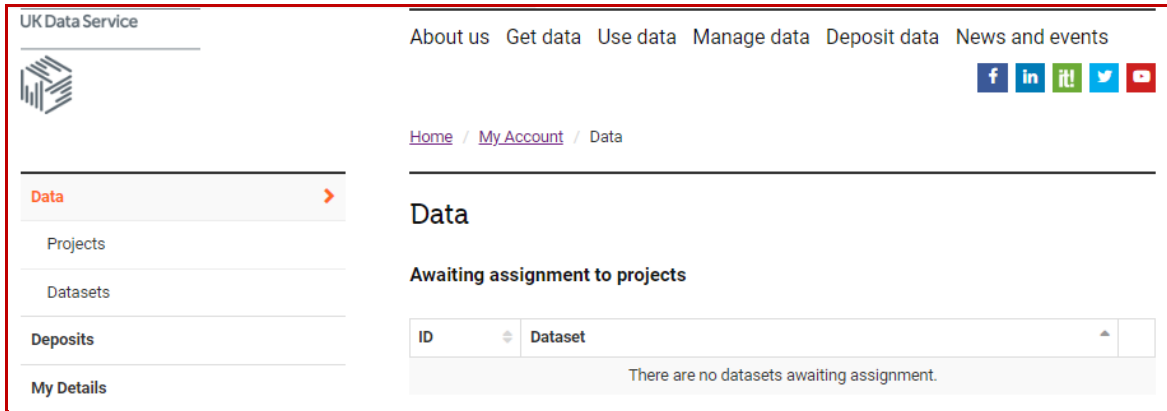
A screenshot of the UKDS login page. The title 'Login' is at the top left. Below it is a form with the heading 'Select your organisation to continue:'. There is a text input field with the placeholder 'Start typing the name of your organisation...'. Below the input field is a large purple button labeled 'Continue'. At the bottom of the form, there are two lines of text: 'If you have a username beginning 'ukd', [use this link to login](#).' and 'If you are a Secure Lab user, [login to Secure Lab](#).'

Once logged in, users need to find their account:

A screenshot of the 'My Account' page on the UKDS website. The breadcrumb 'Home / My Account' is at the top right. On the left is a navigation menu with 'Data', 'Deposits', and 'My Details'. The main content area is titled 'My account' and contains two tables. The 'Data' table has columns 'Type' and 'Total' with rows for 'Projects' (13), 'Datasets awaiting assignment' (0), and 'Datasets awaiting action' (59). The 'Deposits' table has columns 'Type' and 'Total' with rows for 'Datasets' (3) and 'Licences' (3). There are links for 'View data' and 'View deposits'.

<sup>3</sup> The author is an existing user with a UKD\*\*\*\* username: logging in is automatic.

There is no button for **View projects**: click on [View data](#) to get:



UK Data Service

About us Get data Use data Manage data Deposit data News and events

Home / My Account / Data

**Data**

Projects

Datasets

Deposits

My Details

**Data**








**Awaiting assignment to projects**


ID	Dataset
There are no datasets awaiting assignment.	

The user's current projects, together with their assigned data sets, are listed further down the same page.

UKDS project 167695 "**Earnings from paid work**" (to which 32 data sets have already been assigned) is a new project and appears at the top of the author's list:


**Awaiting actions**

ID	Dataset	Status	
<b>Project: Earnings from paid work</b>			
7237	British Social Attitudes Survey, 2011	 Request access	Actions ▾
1935	British Social Attitudes Survey, 1983	 Request access	Actions ▾
2035	British Social Attitudes Survey, 1984	 Request access	Actions ▾
2096	British Social Attitudes Survey, 1985	 Request access	Actions ▾
~	~	~	~
7809	British Social Attitudes Survey, 2014	 Request access	Actions ▾
8116	British Social Attitudes Survey, 2015	 Request access	Actions ▾
8252	British Social Attitudes Survey, 2016	 Request access	Actions ▾



Note that, for all items in the list, **Status** is initially marked as  Request access

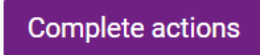
## Depositor Authorisation

Before any data set can be downloaded, users need a separate **Depositor Authorisation**. Blanket permission for all data sets is not allowed. For each item users must go through the following steps:

**Step 1:** Select an item and click on 



### Step 2: Actions to complete

<input checked="" type="checkbox"/>	Accept standard EUL
	Additional condition for SN7237
	Depositor approval required
<input type="button" value="Complete actions"/>	

Click on 

### Step 3: Complete actions for access [Welcome]

**Complete actions for access** ✕

-  Introduction
- Accept standard EUL
-  Additional condition for SN2096

**Welcome**

You are requesting access to the following dataset:

**British Social Attitudes Survey, 1985**

Before continuing, one or more conditions must first be fulfilled.

Once all conditions are met, you will be granted access to download or view online, depending on the type of data you are requesting.



You can complete all actions at once or come back when ready.

Your changes will be saved automatically.

Click 

### Step 4: Accept standard End User Licence (EUL)

**Complete actions for access** ✕

-  Introduction
- Accept standard EUL
-  Additional condition for SN2035

**Accept standard EUL**

Please read and accept the following:

**End User Licence Reminder**

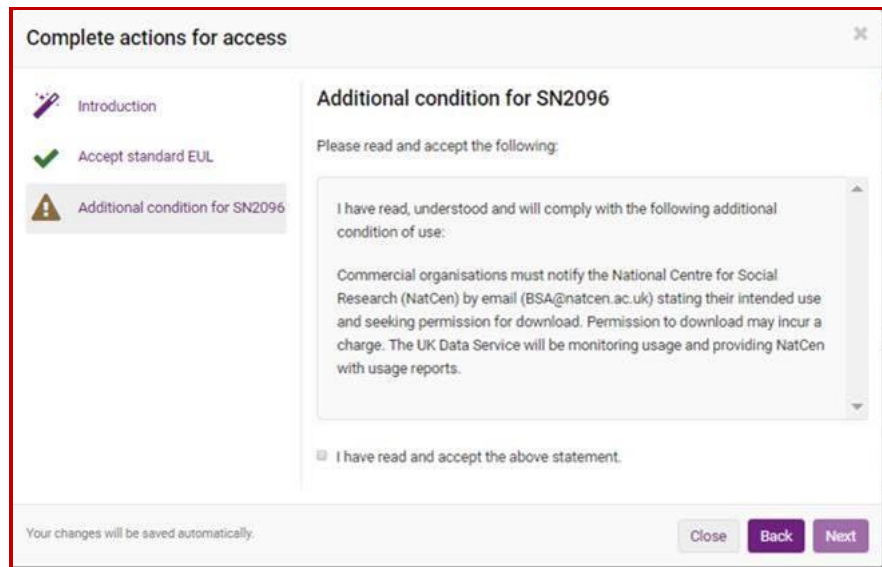
I understand that this data is supplied under the UK Data Archive End User Licence. I agree to abide by the terms and conditions of the Licence.

You previously agreed to this on 05/12/2011.

Your changes will be saved automatically.

Click 

**Step 5: Additional condition for Study Number**



Tick the box to indicate you have **read and agree** to the statement.

Click 

To get the items the author needed, he had to repeat steps 1 to 5 above **32 times** !!!

For each completed request the icon changes from  to 

[NB: UKDS sends an automatic confirmatory email for each file processed.]

4486	<a href="#">British Social Attitudes Survey, 2000</a>		Actions ▾	
4615	<a href="#">British Social Attitudes Survey, 2001</a>		Actions ▾	
4838	<a href="#">British Social Attitudes Survey, 2002</a>		Actions ▾	
5235	<a href="#">British Social Attitudes Survey, 2003</a>		Actions ▾	
5329	<a href="#">British Social Attitudes Survey, 2004</a>		Actions ▾	
5618	<a href="#">British Social Attitudes Survey, 2005</a>		Actions ▾	
5823	<a href="#">British Social Attitudes Survey, 2006</a>		Actions ▾	

It's not too bad if you only want to download one data set, but to do this for each of 32 data sets was, the author found, both time-consuming and irritating.

**Downloading the selected data sets**

For each data set you need, tick the corresponding box in the right-hand margin:

4486	<a href="#">British Social Attitudes Survey, 2000</a>	✓ Active	Actions ▾	<input type="checkbox"/>
4615	<a href="#">British Social Attitudes Survey, 2001</a>	✓ Active	Actions ▾	<input checked="" type="checkbox"/>
4838	<a href="#">British Social Attitudes Survey, 2002</a>	✓ Active	Actions ▾	<input checked="" type="checkbox"/>
5235	<a href="#">British Social Attitudes Survey, 2003</a>	✓ Active	Actions ▾	<input type="checkbox"/>
5329	<a href="#">British Social Attitudes Survey, 2004</a>	✓ Active	Actions ▾	<input type="checkbox"/>
5618	<a href="#">British Social Attitudes Survey, 2005</a>	✓ Active	Actions ▾	<input type="checkbox"/>
5823	<a href="#">British Social Attitudes Survey, 2006</a>	✓ Active	Actions ▾	<input type="checkbox"/>

At the bottom of the page there is a **Download selected** button.

You would expect that, by clicking on the button, the selected files would be downloaded, but you would be mistaken!

**Download selected**

is confusing. It doesn't actually download any files.

**Process selected files** would perhaps be less confusing and more informative.

The **Download selected** button transfers your selection to a **new page** (analogous to an airport departure lounge) on which, for each file selected, a choice of download formats is offered: **SAS, SPSS, Stata** or **Tab**.

The screenshot shows the 'Download' page on the UK Data Service website. The page title is 'Download' and it features a 'Select all downloads' button. A table lists the available download formats for the selected dataset:

File Format	File Size (mb)	Download	
Dataset: British Social Attitudes Survey, 2002			
SAS	1.75	<a href="#">Download</a>	<input type="checkbox"/>
SPSS	1.81	<a href="#">Download</a>	<input type="checkbox"/>
STATA	1.46	<a href="#">Download</a>	<input type="checkbox"/>
TAB	1.64	<a href="#">Download</a>	<input type="checkbox"/>

[NB: Study Numbers (SNs) are not displayed. Perhaps they should be?]






## Downloading BSAS data from UKDS

From this page users can then select the file(s) they want to download, and the format in which they want them (in the author's case, SPSS) by ticking the corresponding box in the right-hand margin:

File Format	File Size (mb)	Download	
<b>Dataset: British Social Attitudes Survey, 2002</b>			
SAS	1.75	<a href="#">Download</a>	<input type="checkbox"/>
SPSS	1.81	<a href="#">Download</a>	<input checked="" type="checkbox"/>
STATA	1.46	<a href="#">Download</a>	<input type="checkbox"/>
TAB	1.64	<a href="#">Download</a>	<input type="checkbox"/>
<b>Dataset: British Social Attitudes Survey, 2001</b>			
SAS	2.02	<a href="#">Download</a>	<input type="checkbox"/>
SPSS	2.11	<a href="#">Download</a>	<input checked="" type="checkbox"/>
STATA	1.66	<a href="#">Download</a>	<input type="checkbox"/>
TAB	1.9	<a href="#">Download</a>	<input type="checkbox"/>

[Download selected](#)

As the author discovered, great care is needed to select the correct format for each file. The page is very sensitive to cursor movements and it's easy to make a mistake, which can later be difficult to spot. In the box below, **SN 6695** has been downloaded in **Stata** format, not **SPSS**.

Downloaded *.zip files	Extracted files
 6390spss_02e43276ffd94241c397a8b5a67...	 UKDA-6390-spss
 6695stata8_c7167042da247ffac53912cc6...	 UKDA-6695-stata8
	 UKDA-7237-spss

If this happens, users must go back to the beginning of the process and do everything again from scratch. Next time, such users will presumably check that they have selected the correct format!

Click on [Download selected](#) (Yes, same button as before!)

The selected file(s) will begin to download (images of an arrow moving downwards will flash in the bottom left corner of the window) and the associated \*.zip file(s) will (eventually) appear in your **Download** folder.

**Extracting the downloaded files**

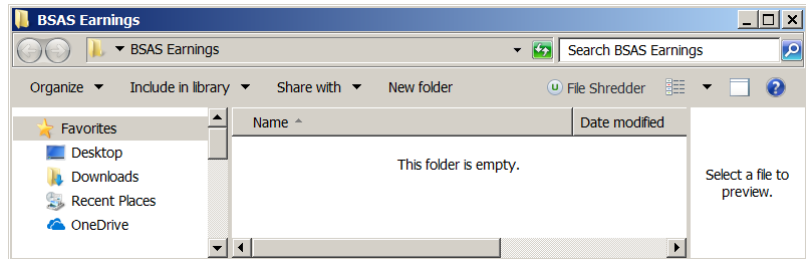
**Example:** BSAS 2009 (SN 6695) and 2014 (SN 7809)

On your **Desktop**, create a new folder <sup>4</sup> to hold the downloaded files:

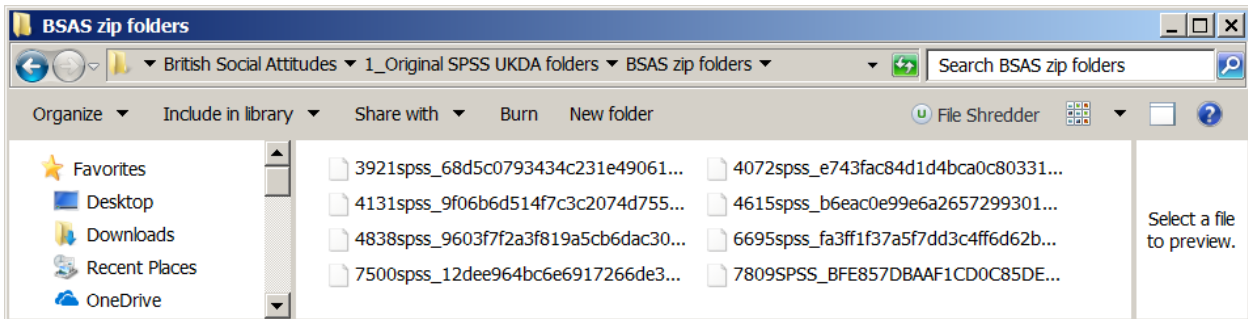
Right click >> New >> Folder: **BSAS\_Earnings**



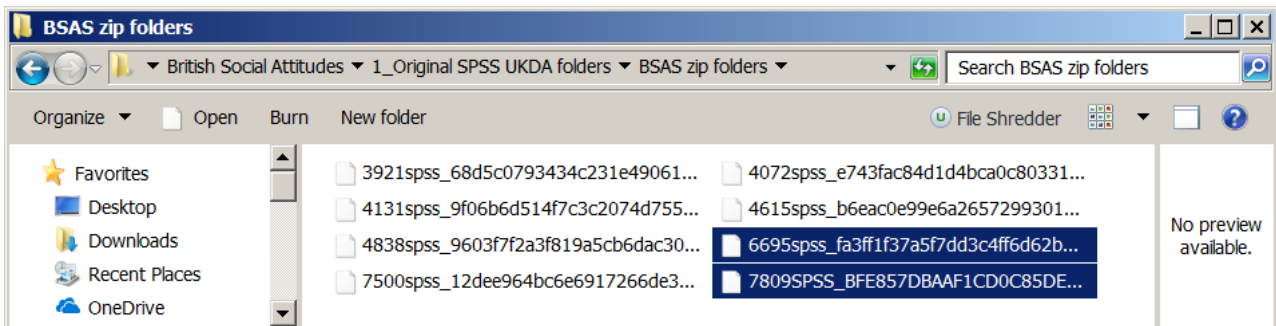
and open it



Navigate to your **Download** folder where you should find the **\*.zip** files:



Highlight the **\*.zip** file(s) you want to move:



To transfer the **\*.zip** file(s) to the new folder:

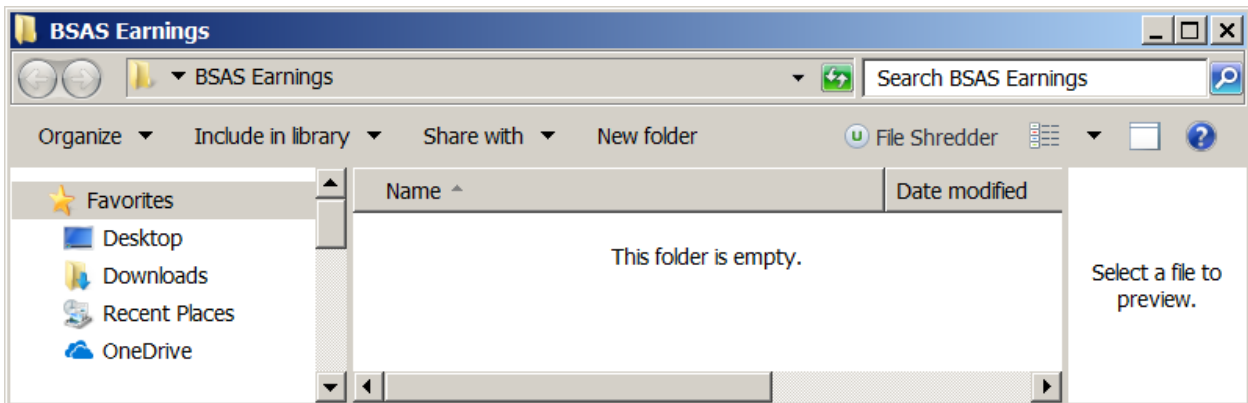
Right click **Copy** or press **Ctrl C** to copy.



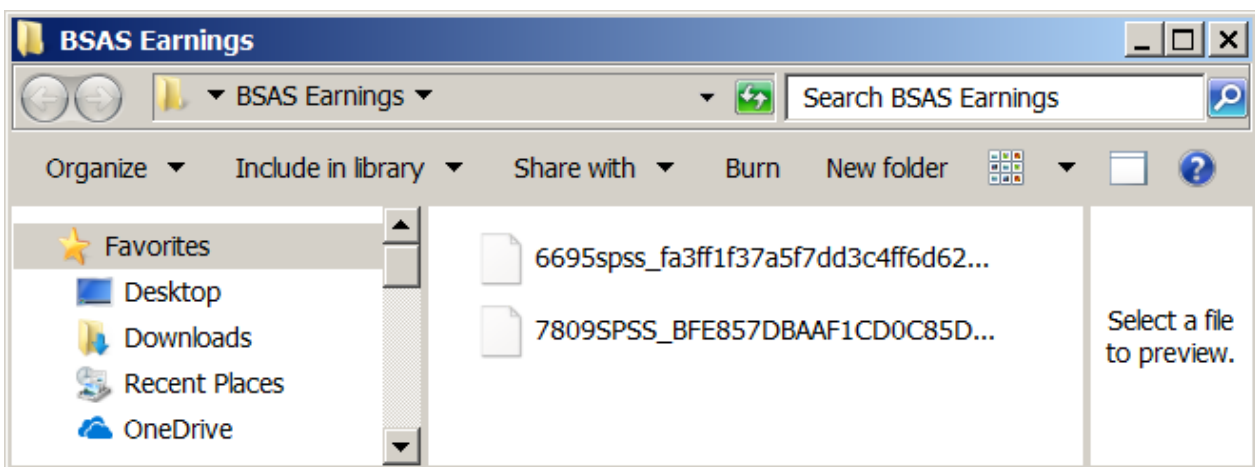
<sup>4</sup> It's easier to open a folder in **Desktop** than to navigate to a complex pathway/file: you can always move the folder later.



Navigate back to the new folder

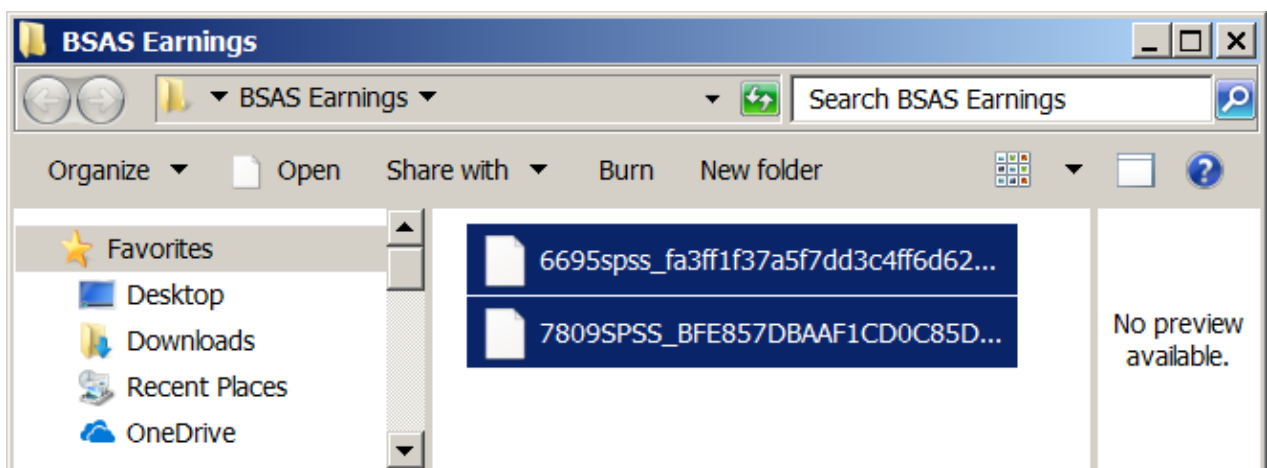


Right click **Paste** or press **Ctrl V** to paste the zip files to the destination folder.



### Extracting the contents of the zip files

In folder **BSAS Earnings** highlight the \*.zip file(s):



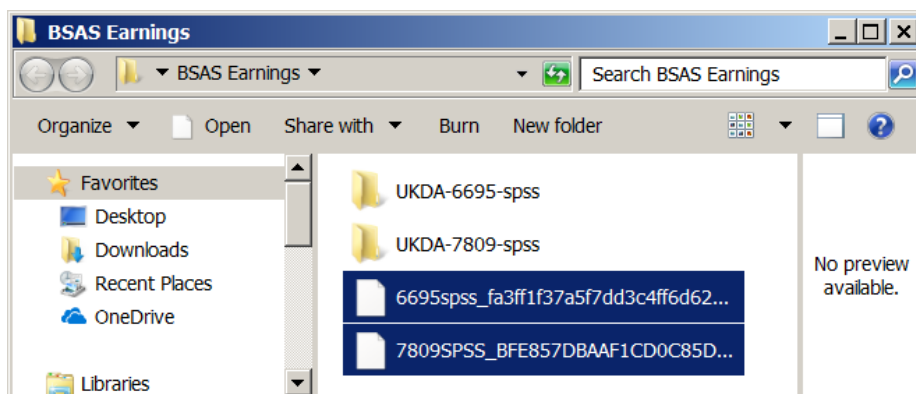
Then use **7-zip**<sup>5</sup>, **Winzip** or whatever to extract the files.

<sup>5</sup> **7-zip** can unzip multiple \*.zip files

With the \*.zip file(s) highlighted, right click >> **7-zip** >> **Extract here**

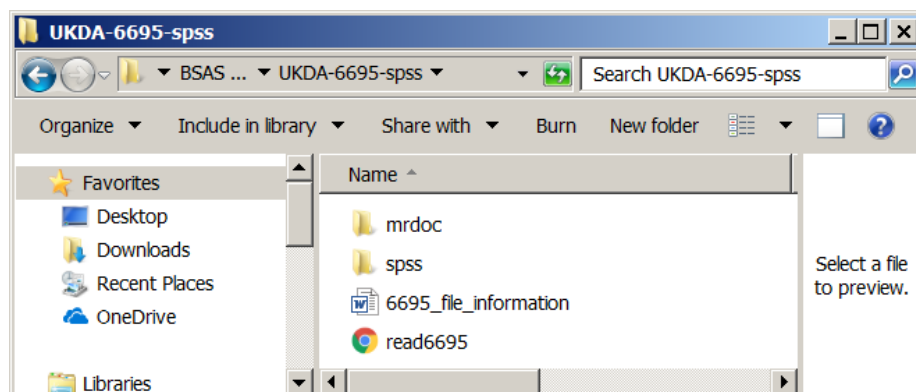



BSAS folder(s) UKDA-SN\*\*\*\*-spss will be extracted and stored in order of Study Number:

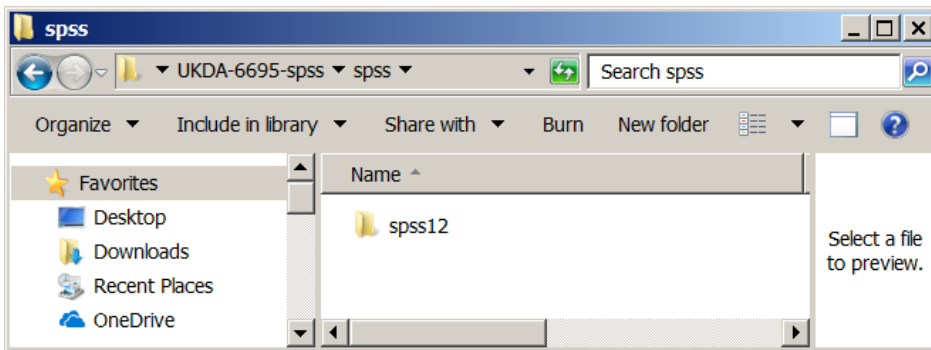



You can now check the file(s).


Double click on UKDA-6695-spss

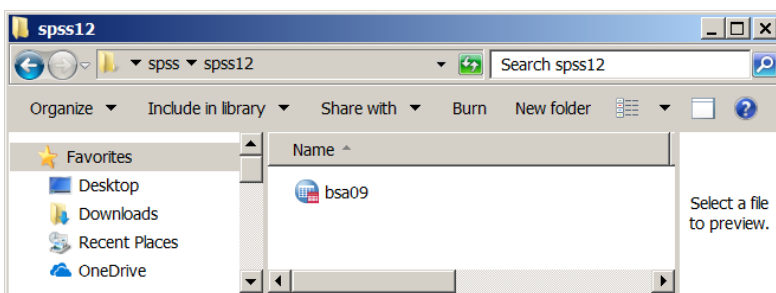



Double click on  spss



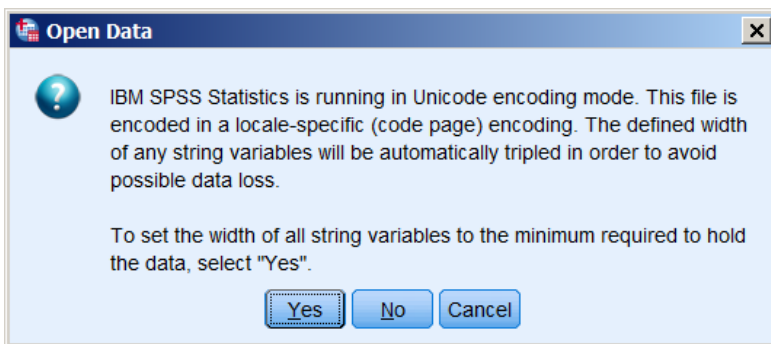
[NB: The  spss12 icon indicates that the file was created using SPSS release 12]

Double click on  spss12



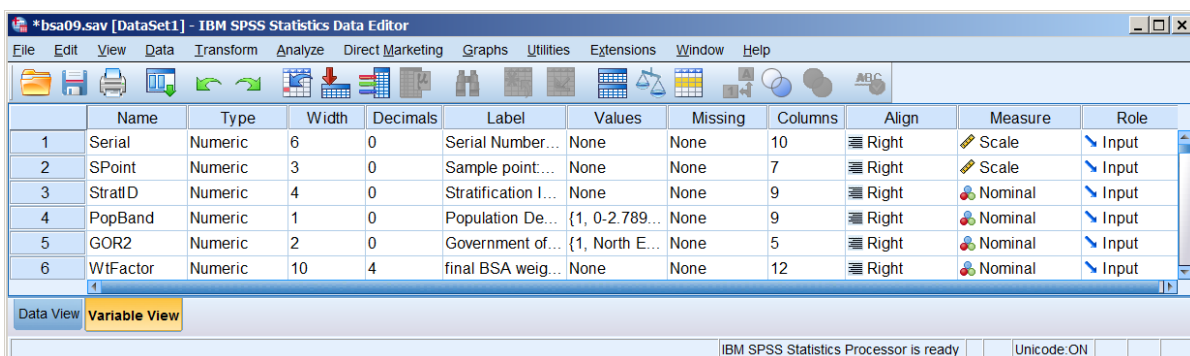
Double click on  bsa09

[If you are using SPSS 20 or later, this notification will appear]



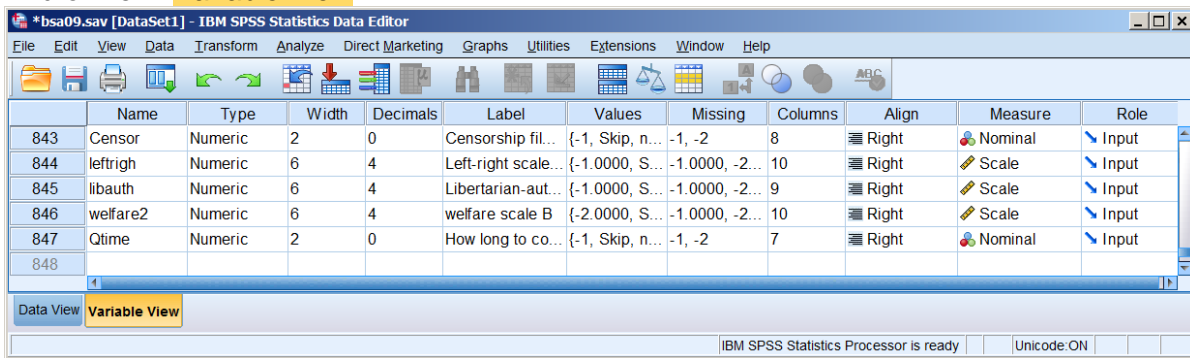
Click  to open the SPSS **Data Editor** for BSAS 2009:

Beginning of file in **Variable View**



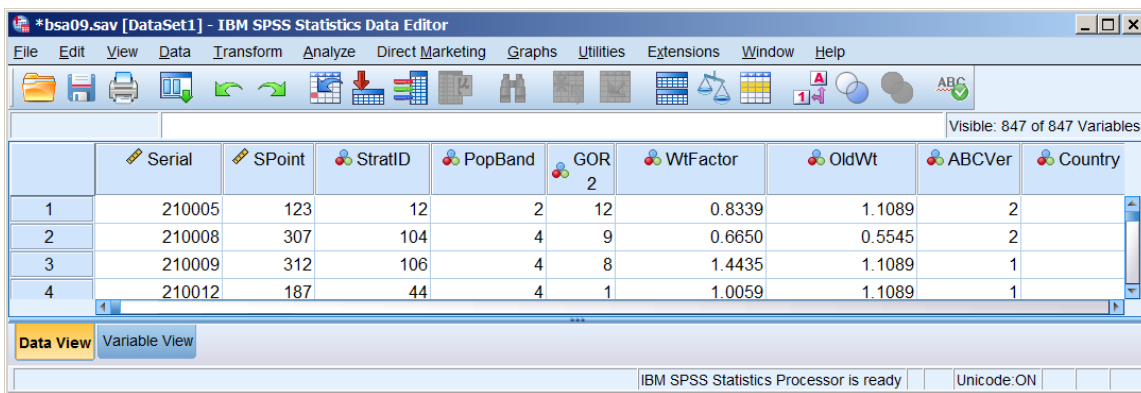
Scroll down to the end of the file (the slider at the right edge is quicker):

End of file in **Variable View**

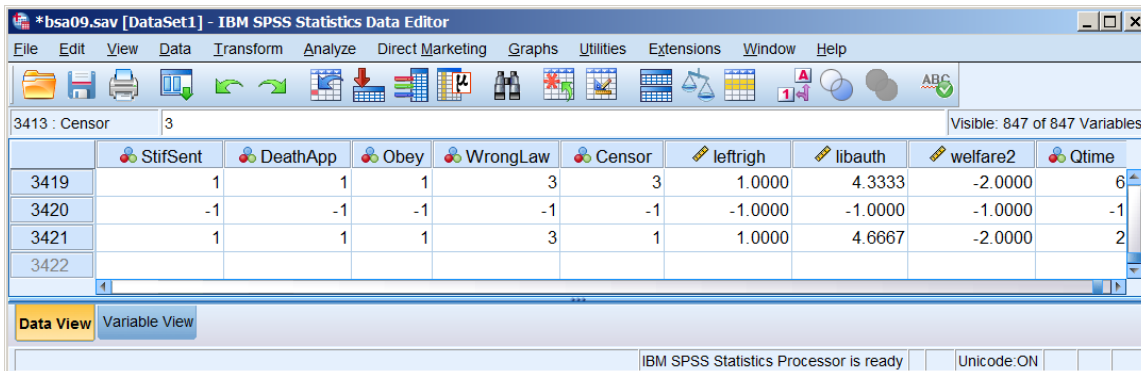


The last non-empty row is 847: the file contains 847 variables.

Click on **Data View**



Scroll down to the end of the file (the slider at the right edge is quicker):



The last non-empty row is 3421: the file contains 3421 cases. You are now ready to proceed.

The following tutorials are still accessible, but are currently being re-written without links to data files. The actual \*.sav data files have been removed: clicking on such links will generate a 404 error.

[3.2.1.1 Earnings differences – Elaboration](#)

*Using data from the 1989 British Social Attitudes Survey this detailed work-through produces zero- and 1st- order contingency tables to see what happens to differences in earnings from paid work (**dependent** variable) between men and women (**independent** variable) when controlling for selected **test** variables .*

[3.2.1.2 Elaboration 2 \(Income differences BSA 2009 - 2014\)](#)

*Selection and extraction of variables from mother file; selecting years 2009 to 2014 only; tidy up metadata; derived variables; check contents of file; frequency counts.*

[3.2.1.3 Elaboration 3 \(Income differences 2009 – 2014 CROSSTABS\)](#)

*Zero order 2-way contingency tables*

[3.2.1.4 Elaboration 4 \(Income differences 2009 – 2014 CTABLES\)](#)

*1st, 2nd etc order (multi-way) contingency tables*

3.2.1.5 Elaboration 3: Income differences 1983 – 2016 (**In preparation**)

Replication of [3.2.1.1 Earnings differences – Elaboration](#) using data from all waves 1983 to 2016

**End of tutorial:** Downloading BSAS data from UKDS

**Back to:** [Block 3 : Analysing two variables](#)

**Appendix: Index to BSAS files 1983 to 2016**

UKDS SN [links](#) go direct to the survey for the associated year, from which documentation can be freely downloaded. Access to data can be obtained only through the processes described in [Logging in to UKDS](#) and [Depositor Authorisation](#) on pages 2 - 5 above.

Year	UKDS SN	SPSS version	SPSS saved file
1983	<a href="#">1935</a>	12	bsa83.sav
1984	<a href="#">2035</a>	"	bsa84.sav
1985	<a href="#">2096</a>	"	bsa85.sav
1986	<a href="#">2315</a>	"	2315.sav
1987	<a href="#">2567</a>	"	bsa87.sav
<b>1988</b>		<b>No survey</b>	
1989	<a href="#">2723</a>	"	bsa89.sav
1990	<a href="#">2840</a>	"	
1991	<a href="#">2952</a>	"	f952.sav
<b>1992</b>		<b>No survey</b>	
1993	<a href="#">3439</a>	"	bsa93.sav
1994	<a href="#">3572</a>	"	bsa94.sav
1995	<a href="#">3764</a>	"	bsa95.sav
1996	<a href="#">3921</a>	"	g921au.sav, g921bu.sav
1997	<a href="#">4072</a>	n.a	<a href="#">97.por</a>
1998	<a href="#">4131</a>	12	bsa98a.sav
1999	<a href="#">4318</a>	"	bsa99a.sav
2000	<a href="#">4486</a>	n.a	<a href="#">bsa00.por</a>
2001	<a href="#">4615</a>	n.a	<a href="#">bsa01.por</a>
2002	<a href="#">4838</a>	n.a	<a href="#">bsa02.por</a>
2003	<a href="#">5235</a>	n.a	<a href="#">bsa03.por</a>
2004	<a href="#">5329</a>	12	bsa04.sav
2005	<a href="#">5618</a>	"	bsa05.sav
2006	<a href="#">5823</a>	"	bsa06.sav
2007	<a href="#">6240</a>	"	bsa07.sav
2008	<a href="#">6390</a>	"	bsa08.sav
2009	<a href="#">6695</a>	"	bsa09.sav
2010	<a href="#">6969</a>	14	bsa10.sav
2011	<a href="#">7237</a>	19	bsa11.sav
2012	<a href="#">7476</a>	"	bsa12.sav
2013	<a href="#">7500</a>	"	bsa13.sav
2014	<a href="#">7809</a>	"	bsa14ukds.sav
2015	<a href="#">8116</a>	"	bsa15_to_ukds_final.sav
2016	<a href="#">8252</a>	"	bsa16_to_ukda.sav
2017	<a href="#">8450</a>	24	bsa2017_for_ukda.sav

The metadata in the original files are mutually incompatible: they cannot be combined to enable analysis across time. Variable attributes are not the same for each survey. Variables with the same name have different data types, different widths (for string variables), different levels of measurement, different variable labels, different coding categories, different value labels and different missing values. The various processes needed to resolve this issue are described in detail on page [British Social Attitudes 1983 - 2016 : Cumulative SPSS file.](#)

To see what is involved in converting the files to have mutually compatible metadata see: [British Social Attitudes: Making files from different years compatible](#)